



Caledonian

FGD Power

www.caledonian-cables.com

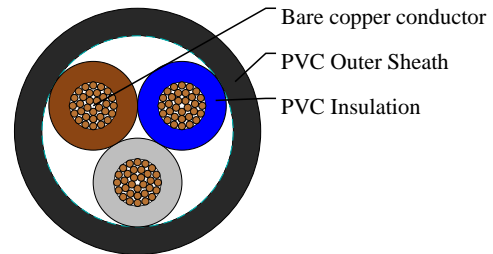
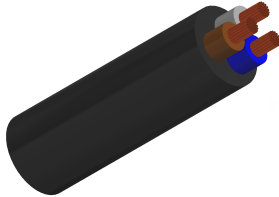
marketing@caledonian-cables.com

300/500V PVC Insulated,PVC Sheathed Power Cables to BS EN 50525 (3 Cores)

FGD200 05VV-F (CU/PVC/PVC 300/500V Class 5)

BS Code:3183Y

HAR Code: H05VV-F



APPLICATIONS

The cables are mainly used in power stations, mass transit underground passenger systems, airports, petrochemical plants, hotels, hospitals, and high-rise buildings. This product type is TUV approved.

STANDARDS

Basic design to BS EN 50525-2-11(formerly BS 6500)

APPROVALS

TUV Certification (Z1 18 02 98200 018)

FIRE PERFORMANCE

Flame Retardance (Single Vertical Wire Test)	EN 60332-1-2
--	--------------

VOLTAGE RATING

300/500V

CABLE CONSTRUCTION

Conductor: Flexible copper wire according to EN 60228 class 5.

Insulation: PVC Type TI 2 according to EN 50363-3.

Filling: For circular cable having two cores, the space between the cores shall be filled either by separate fillers or by the sheath filling the interstices. For circular cables with three, four or five cores, a centre filler may be used.

Outer Sheath: PVC Type TM 2 according to EN 50363-4-1. A tape may be applied around the core assembly before application of the sheath.

Outer Sheath Option: UV resistance, hydrocarbon resistance, oil resistance, anti rodent and anti termite properties can be offered as option. Compliance to fire performance standard (IEC 60332-1, IEC 60332-3, UL 1581, UL 1666 etc) depends on the oxygen index of the PVC compound and the overall cable design.

LSPVC can also be provided upon request.

COLOUR CODE



Caledonian

FGD Power

www.caledonian-cables.com

marketing@caledonian-cables.com

Insulation Colour: Blue, Brown, Yellow/Green.

Sheath Colour: Black, other colours can be offered upon request.

PHYSICAL AND THERMAL PROPERTIES


Maximum temperature range during operation (PVC): 70°C

Maximum short circuit temperature (5 Seconds): 160°C

Minimum bending radius: 3 x overall diameter

DIMENSION AND PARAMETERS

No. of Cores × Cross- sectional Area	Conductor Class	Nominal Insulation Thickness	Nominal Sheath Thickness	Approx. Overall Diameter	Approx. Weight
No. x mm ²		mm	mm	mm	kg/km
3X1	5	0.7	0.8	8.0	79



Rated voltage



BS EN 50525-2-11



Flame Retardancy
EN 60332-1-2